




Counting Froggies


Directions: Cut out the number and frog squares. Use the squares and balance scale (page 3) to show how the number is the same as the amount of frogs on page 2.





Counting Froggies


Directions: Cut out the number and frog squares on page 1. Use the squares and balance scale (page 3) to show how the number is the same as the amount of frogs.


$2 =$ 

$5 =$ 

$1 =$ 

$3 =$ 

$4 =$ 


$6 =$ 

Learn With



Counting Froggies

Directions: Cut out the number and frog squares on page 1. Use the squares and balance scale below to show how the number is the same as the amount of frogs on page 2.



Learn With



For More Bilingual Educational Resources Visit LearnWithMikey.com